

HISAKA

General Catalogue of Ball Valves








Pioneer of Ball Valves ~ HISAKA ~

The ball valves developed by HISAKA for the first time in Japan have undergone various improvements and refinements since their birth. The valves not only have a wide range of applications including liquid, gas, steam, and powder and granular material, but also withstand severe conditions including high viscosity, high temperature, and high pressure. Our valves are used in various plants and facilities of the chemical, steel, paper and pulp, and thermal power generation industries.









Table of Contents

1 General ball valve	3
2 Ball valve for low temperature	3
3 Ball valve for steam	3
4 Long bonnet ball valve	4
5 3-way ball valve	4
6 High pressure 3- and 4-way ball valve	4
7 Screw end ball valve	5
8 Screw end ball valve	5
9 Flangeless ball valve	5
10 Tank bottom ball valve	6
11 2-way jacketed ball valve	6
12 3-way jacketed ball valve	6
13 Y-type 3-way ball valve	
Metal touch Y-type 3-way ball valve	7
14 Metal touch ball valve(1-way)	7
15 Metal touch ball valve(1-way for powder)	7
16 Metal touch ball valve(2-way)	8
17 Carbon seat ball valve	8
18 Trunnion-mounted ball valve for high pressure and/or Big size	8
19 Semi jacket and pigging system ball valve	9
20 Pneumatic Operation ball valve(A series)	9
21 Pneumatic Operation ball valve(T series)	9
22 2-stage Pneumatic Operation ball valve	10
23 Motorized ball valve	10
24 Motorized ball valve	10
25 Diaphragm valve	11
26 Hi-T seat ball valve	11
27 Hydraulic Operation ball valve	11




		1	2	3
Contents		General ball valve	Ball valve for low temperature	Ball valve for steam
Appearance				
Model		HF5	HF5(LT), FM5(LT)	HF5(ST)
Feature		This floating type general ball valve is a representative model of the valves manufactured by HISAKA. We support various options for this product, including oil and water free treatment, buffing and others. The valve can also be automated without disassembly while still on the piping. For the valve cleaning level, even standard cleaning is equal or superior to simplified oil free treatment compare with other makers.	Floating type ball valve for low temperature service. This model is suitable for refrigerant (including brine) and liquefied gas applications. As standard, this valve is a long-bonnet type (optional for HF5LT) which has undergone oil free and water free treatment. The product can also be installed in vertical piping by attaching a heat absorbing plate (optional).	Floating type ball valve developed specially for steam service. To prevent leakage from the gland part, an exfoliated graphite packing is used as the gland packing, which withstands temperature variations. The valve is also provided with measures to prevent an internal pressure increase (cavity expansion) by standard.
Specification/ Pressure Class/ Size inch (mm)	Port	Full bore	Full bore	Full bore
	JIS10K ASME CLASS150	1/2"(15A)-12"(300A)	1/2"(15A)-4"(100A)	1/2"(15A)-6"(150A)
	JIS20K ASME CLASS300	1/2"(15A)-10"(250A)	1/2"(15A)-2"(100A)	1/2"(15A)-6"(150A)
	ASME CLASS600	—	—	—
Temperature Range		As per the following Temperature and Pressure Rating for General Ball Valve.(P12)	Low temperature zone down to -104°C As per the following Temperature and Pressure Rating. for Low Temperature and Pressure Rating.(P12)	Saturated vapor at 1 MPa(abs.): 179°C Saturated vapor at 2 MPa(abs.): 212°C
Connection		Flange	Flange	Flange
Face-to-Face		ASME B16.10	ASME B16.10	ASME B16.10
Allowable Seat Leakage Volume		No leakage	No leakage (Allowable leakage volume for gas at -50°C or below: 25 cc/min/inch)	No leakage
Material	Body	Stainless steel Carbon steel Cast iron Ductile cast iron (*Special materials can be used, including Hastelloy, Nickel, and Titanium.	Stainless steel	Stainless steel Cast iron Ductile cast iron
	Trim	Stainless steel (*Special materials can be used, including Hastelloy, Nickel, and Titanium.	Stainless steel	Stainless steel
	Seat	PTFE Maxtite PTFE Carbon-fiber reinforced PTFE PEEK (Poly Ether Ether Ketone) BR (with back seat)	Maxtite PTFE	Maxtite PTFE Special carbon reinforced PTFE




(* Please contact us with regard to the manufacturable range of special materials.

		4	5	6
Contents		Long bonnet ball valve	3-way ball valve	High pressure 3- and 4-way ball valve
Appearance				
Model		HF5LB	H45	D33,D43
Feature		<p>This ball valve is equipped with a long bonnet (having a higher gland seal part than the general ball valves by 160 mm) and designed for thermal and cold insulation and heat dissipation applications.</p> <p>The valve can be equipped with O-ring(s) and lantern ring(s) in its gland part. A double seal configuration is also allowed. The long bonnet can be installed on other models than HF5.</p>	<p>This 3-way ball valve is a multi-functional valve which can be used to divert, divide, mix, and close off fluid with one unit. Ball seat is mounted on each of the 4 faces allowing for free selection of flow directions. The main body of the valve has a 3-block structure, offering excellent maintainability.</p>	<p>These are respectively 3-way and 4-way trunnion-mounted ball valves which can also be used for high pressure service. Ball seat is mounted on each of the 4 faces and equipped with a spring on its back, achieving good sealing performance and stable operational torque. In addition, the valves are provided with measures to prevent an internal pressure increase (cavity expansion).</p>
Specification/ Pressure Class/ Size inch(mm)	Port	Full bore	Full bore	Full bore
	JIS10K ASME CLASS150	1/2"(15A)-12"(300A)	1/2"(15A)-12"(300A)	1/2"(15A)-8"(200A)
	JIS20K ASME CLASS300	1/2"(15A)-10"(250A)	—	1/2"(15A)-8"(200A)
	ASME CLASS600	—	—	—
Temperature Range		As per the following Temperature and Pressure Rating for General Ball Valve.(P12)	Be inquired	-30°C to 160°C
Connection		Flange	Flange	Flange
Face-to-Face		ASME B16.10	Manufacturer standard	Manufacturer standard
Allowable Seat Leakage Volume		No leakage	No leakage	No leakage
Material	Body	Stainless steel	Stainless steel Cast iron	Stainless steel
	Trim	Stainless steel	Stainless steel	Stainless steel
	Seat	PTFE Maxtite PTFE	PTFE Maxtite PTFE Carbon-fiber reinforced PTFE Carbon can also be provided.	PTFE Maxtite PTFE Carbon-fiber reinforced PTFE Metal seats can also be provided.

		7	8	9
Contents		Screw end ball valve	Screw end ball valve	Flangeless ball valve
Appearance				
Model		HBS	HS5	WF5
Feature		Compact screw end ball valve with one-piece body. This simple, low-cost valve is best suited to utility lines including water and air.	Floating type screw-end ball valve. This model is more lightweight and compact than the flange type. The valve HS5 uses parts compatible with those of the general product (type HF5), and can also be automated easily.	This floating type ball valve is an wafer type designed to be more lightweight, more compact, and slimmer. The valve WF5 uses parts compatible with those of the general product (type HF5), and can also be automated easily.
Specification/ Pressure Class/ Size inch (mm)	Port	Reduced	Full bore	Full bore
	JIS10K ASME CLASS150	1/4"(8A)-2"(50A)	1/4"(8A)-2"(50A)(*)	3/8"(10A)-2"(50A)
	JIS20K ASME CLASS300	—	—	—
	ASME CLASS600	—	—	—
Temperature Range		0°C to 160°C	As per the following Temperature and Pressure Rating for General Ball Valve.	
Connection		Rc	Rc	Wafer
Face-to-Face		Manufacturer standard	Manufacturer standard	Manufacturer standard
Allowable Seat Leakage Volume		No leakage	No leakage	No leakage
Material	Body	Stainless steel	Stainless steel Ductile cast iron	Stainless steel
	Trim	Stainless steel	Stainless steel	Stainless steel
	Seat	PTFE	PTFE Maxtite PTFE	PTFE Maxtite PTFE

(*) 8A and 10A size can be provided only stainless steel.




		10	11	12
Contents		Tank bottom ball valve	2-way jacketed ball valve	3-way jacketed ball valve
Appearance				
Model		TB5	HJ5	H45J
Feature		This ball valve is developed for tank bottoms and is much superior in discharging efficiency, agitation performance, and operability to the flush valve, and gate valve, which are conventionally used. Actuator position can be changed by link type equipment.	This jacketed ball valve is used for temperature control line. With full bore design, this valve has high liquidity performance. This jacketed ball valve uses a long bonnet at its gland part to protect thermal effect.	This 3-way, 4-seat jacketed ball valve has the performance of Jacketed ball valve, and be available in 2 options: T-Port and L-Port configurations. The valve uses a long bonnet at its gland part, easily allowing for the thermal and cold insulation of fluid.
Specification/ Pressure Class/ Size inch(mm)	Port	Full bore	Full bore	Full bore
	JIS10K ASME CLASS150	1"(25A)-12"(300A)	1/2"(15A)-12"(300A)	1/2"(15A)-4"(100A)
	JIS20K ASME CLASS300	—	1/2"(15A)-8"(200A)	—
	ASME CLASS600	—	—	—
Temperature Range		As per the following Temperature and Pressure Rating for General Ball Valve.(P12)	As per the following Temperature and Pressure Rating for General Ball Valve.(P12)	Be inquired
Connection		Flange	Flange	Flange
Face-to-Face		Manufacturer standard	ASME B16.10	Manufacturer standard
Allowable Seat Leakage Volume		No leakage	No leakage	No leakage
Material	Body	Stainless steel Hastelloy alloy	Stainless steel	Stainless steel
	Trim	Stainless steel Hastelloy alloy	Stainless steel	Stainless steel
	Seat	Maxtite PTFE PTFE Carbon-fiber reinforced PTFE Metal seat	Maxtite PTFE PTFE Carbon-fiber reinforced PTFE Carbon seat Metal seat	Maxtite PTFE PTFE Carbon-fiber reinforced PTFE Carbon seat

		13	14	15
Contents		Y-type 3-way ball valve/Metal touch Y-type 3-way ball valve	Metal touch ball valve (1-way)	Metal touch ball valve (1-way for powder)
Appearance				
Model		HY1, HY1M, HY2, HY2M	HF5(M1R), HF5(M1M), HF5(M1H)	FM5R, FM5M, FM5H
Feature		Y-type 3-way ball valve for diverting in pneumatic conveyance lines for powder and/or pellets. This model has metal seat design, and it can be used under harsh conditions, including powder, slurry, and high viscosity fluid services, and frequent valve operation, which have been difficult to handle with general ball valves due to severe wear.	General metal touch ball valve. This model can be used under harsh conditions, including powder, slurry, and high viscosity fluid services, and frequent valve operation and high temperature, which have been difficult to handle with soft seats due to severe wear.	This high-quality metal touch ball valve has a gland part for powder stronger than the general metal touch ball valves do. The valve can be used under harsh conditions, including powder, slurry, and high viscosity fluid services, and frequent valve operation, which have been difficult to handle due to severe wear.
Specification/ Pressure Class/ Size inch (mm)	Port	Full bore	Full bore	Full bore
	JIS10K ASME CLASS150	1"(25A)-14"(350A)	1/2"(15A)-8"(200A)	1/2"(15A)-8"(200A)
	JIS20K ASME CLASS300	—	1/2"(15A)-8"(200A)	1/2"(15A)-8"(200A)
	ASME CLASS600	—	—	—
Temperature Range		80°C (MAX160°C available)	HF5(M1R) MAX 200°C HF5(M1M) MAX 350°C HF5(M1H) MAX 600°C(*)	FM5R MAX 200°C FM5M MAX 350°C FM5H MAX 600°C(*)
Connection		Flange	Flange	Flange
Face-to-Face		Manufacturer standard	ASME B16.10	ASME B16.10
Allowable Seat Leakage Volume		No leakage / Conforming to MSS-SP-61	Conforming to ANSI FCI-70-2 CLASS-V	Conforming to ANSI FCI-70-2 CLASS-V
Material	Body	Stainless steel	Stainless steel	Stainless steel
	Trim	Stainless steel + various hardening treatments	Stainless steel + various hardening treatments	Stainless steel + various hardening treatments
	Seat	Glass fiber reinforced PTFE Metal seat	Metal seat	Metal seat

(*) The maximum temperature is 450°C in an oxidizing atmosphere or 600°C in a non-oxidizing atmosphere.




		16	17	18
Contents		Metal touch ball valve (2-way)	Carbon seat ball valve	Trunnion-mounted ball valve for high pressure and/or large bores
Appearance				
Model		TM1R, TM1M, TM1H, FM5RB	HF5(CAM), HF5(CAH)	TF5/TF1/TF3
Feature		Metal touch ball valve of bi-directional type. It is suitable for inlet of reactor that bi-directional pressurized at reaction timing. This model can be used under harsh conditions, including powder, slurry, and high viscosity fluid services, and frequent valve operation and high temperature, which have been difficult to handle with soft seats due to severe wear.	This carbon seat ball valve can withstand operating temperatures up to 400°C. The product is best suited to high temperature service including heat transfer oil. There is no limit on the fluid pressure direction. (2-way specification)	This valve is provided with a stem above and below the ball to hold the ball perpendicular to fluid. This configuration achieves sealing by the interaction between springs and fluid pressure without relying on fluid pressure. · This model can be provided metal seat if requested,
Specification/ Pressure Class/ Size inch(mm)	Port	Full bore	Full bore	Full bore
	JIS10K ASME CLASS150	1/2"(15A)-8"(200A)	1/2"(15A)-8"(200A)	8"(200A)-24"(600A)
	JIS20K ASME CLASS300	1/2"(15A)-4"(100A)	1/2"(15A)-8"(200A)	8"(200A)-20"(500A)
	ASME CLASS600	—	—	1/2"(15A)-10"(250A)
Temperature Range		TM1R, FM5RB MAX 160°C TM1M MAX 350°C TM1H MAX 600°C(*)	HF5(CAM) -50°C to +350°C HF5(CAH) -50°C to +400°C	-30°C to 80°C (MAX160°C available)
Connection		Flange	Flange	Flange
Face-to-Face		Manufacturer standard	ASME B16.10	ASME B16.10
Allowable Seat Leakage Volume		Conforming to ANSI FCI-70-2 CLASS-V	Conforming to ANSI FCI-70-2 CLASS-V	No leakage / Conforming to ANSI FCI-70-2 CLASS V
Material	Body	Stainless steel	Stainless steel	Stainless steel Carbon steel
	Trim	Stainless steel + various hardening treatments	Stainless steel	Stainless steel Stainless steel + various hardening treatments
	Seat	Metal seat	Carbon seat	PTFE Metal seat (Stainless steel + various hardening treatments)

(*) The maximum temperature is 450°C in an oxidizing atmosphere or 600°C in a non-oxidizing atmosphere.




		19	20	21
Contents		Semi jacket & pigging system ball valve	Pneumatic Operation ball valve(A series)	Pneumatic Operation ball valve(T series)
Appearance				
Model		CH1/CH41/CH41S	HF5-AD/AS	HF5-TD/TS
Feature		<p>This is a light-weight and compact ball valve developed for chocolate lines</p> <ul style="list-style-type: none"> With a semi jacketed structure, it is suitable for food fluid which tends to set easily. 2-way and 3-way valves are available. (Internal diameters of 2-way valves are designed Sch 10S to match for pigging line.) 	<p>Compact, pneumatically operated actuator designed originally by HISAKA. Adoption of the double scotch yoke configuration and the drive section made of aluminum achieve light weight and a compact build. The solenoid valves and limit switches are specially designed to be directly connected to aim for a compact build.</p> <p>Available for any type of valves.</p>	<p>Pneumatically operated actuator designed originally by HISAKA. Its outdoor drip-proof structure prevents water from entering the inside thus eliminating possible damage. This actuator can be mounted on the instrumentation equipment of all manufacturers according to the request from customers. As an option, a manual handle operation feature is also available.</p> <p>Available for any type of valves.</p>
Specification/ Pressure Class/ Size inch(mm)	Port	Full bore	Full bore	Full bore
	JIS10K ASME CLASS150	(*1)1-1/2"(40A)-4"(100A)	AD:1/2"(15A)-4"(100A) AS:1/2"(15A)-2"(50A)	1/2"(15A)-12"(300A)
	JIS20K ASME CLASS300	—	AD:1/2"(15A)-3"(80A) AS:1/2"(15A)-1 1/2"(40A)	1/2"(15A)-10"(250A)
	ASME CLASS600	—	—	—
Temperature Range		-30°C to 160°C	As per the following Temperature and Pressure Rating for General Ball Valve.(P12)	As per the following Temperature and Pressure Rating for General Ball Valve.(P12)
Connection		Flange	Flange	Flange
Face-to-Face		Manufacturer standard	ASME B16.10	ASME B16.10
Allowable Seat Leakage Volume		No leakage	No leakage	No leakage
Material	Body	Stainless steel	Stainless steel Carbon steel Cast iron Ductile cast iron (*2)Special materials can be used, including Hastelloy, Nickel, and Titanium.	Stainless steel Carbon steel Cast iron Ductile cast iron (*2)Special materials can be used, including Hastelloy, Nickel, and Titanium.
	Trim	Stainless steel	Stainless steel (*2)Special materials can be used, including Hastelloy, Nickel, and Titanium.	Stainless steel (*2)Special materials can be used, including Hastelloy, Nickel, and Titanium.
	Seat	PTFE	PTFE Maxtite PTFE Carbon-fiber reinforced PTFE PEEK (Poly Ether Ether Ketone) BR (with back seat)	PTFE Maxtite PTFE Carbon-fiber reinforced PTFE PEEK (Poly Ether Ether Ketone) BR (with back seat)

(*1) In case 3 way valve, size for CH41 is 2"(50A) and 2-1/2"(65A), size for CH41S is 2"(50A) to 4"(100A) only.

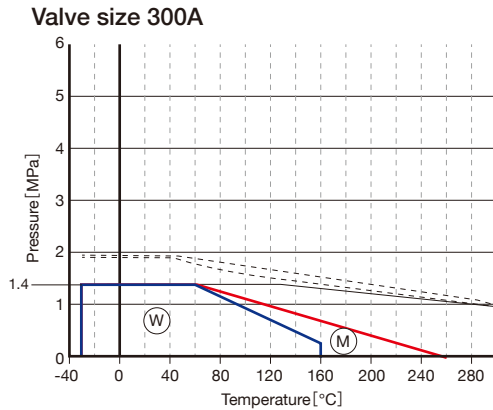
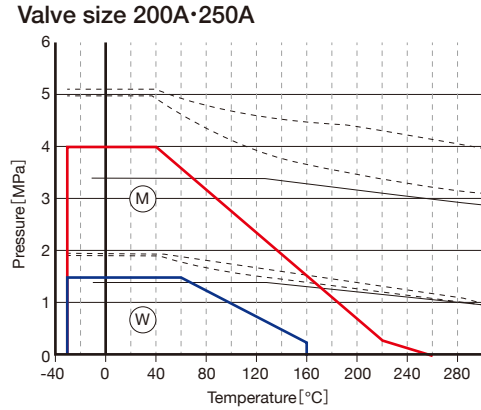
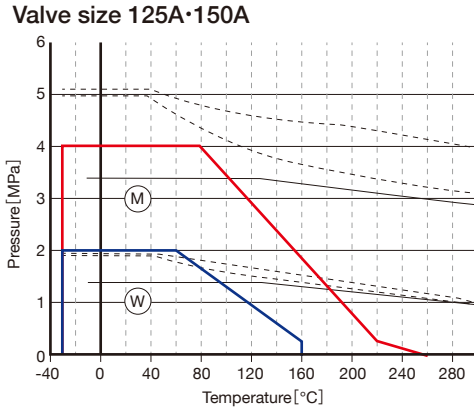
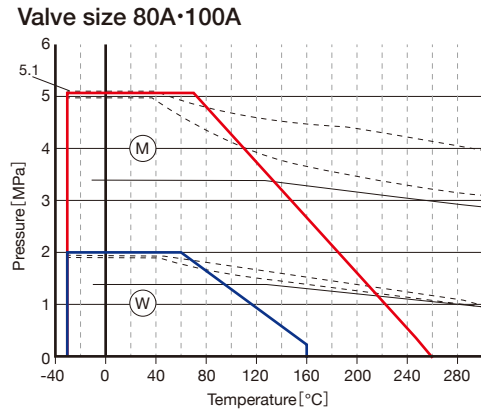
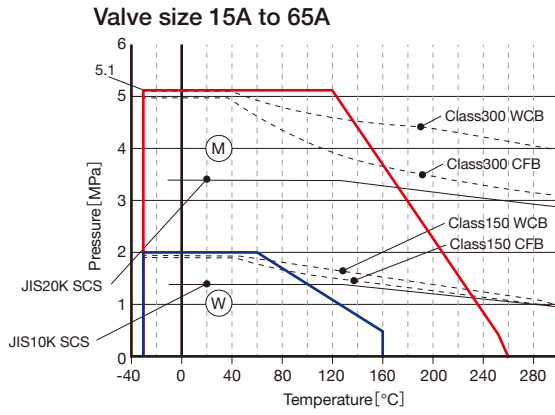
(*2) Please contact us with regard to the manufacturable range of special materials.

		22	23	24
Contents		2-stage Pneumatic Operation ball valve	Motorized ball valve	Motorized ball valve
Appearance				
Model		HF5-TDT/TST	HF5-AE(NEL Type)	HF5-AE(PMK)
Feature		Epoch-making 2-stage operation actuator allowing for 3 valve positions: fully closed, fully opened, and half opened positions. The opening can be set freely up to 45 degrees. This actuator can also be used for metering valves. In addition, the product can be used to prevent water hammers.	Ball valve which is mounted motor actuator. Lightweight and compact actuator made of aluminum alloy suitable for narrow spaces. Protection level is equivalent to IP65, and can be used outdoors. This motor actuator can be mounted on various valves.	Ball valve with an electric motor installed in its drive section. This valve can be driven by using signal wiring and power wiring, in a place where it is difficult to supply operation air.
Specification/ Pressure Class/ Size inch(mm)	Port	Full bore	Full Port	Full bore
	JIS10K ASME CLASS150	1/2"(15A)-12"(300A)	1/2" (15A) – 6" (150A)	1/2"(15A)-12"(300A)
	JIS20K ASME CLASS300	1/2"(15A)-10"(250A)	Please contact us.	1/2"(15A)-10"(250A)
	ASME CLASS600	—	—	—
Temperature Range		As per the following Temperature and Pressure Rating for General Ball Valve.(P12)	Please refer to Pressure/Temperature Rating Table.	As per the following Temperature and Pressure Rating for General Ball Valve.(P12)
Connection		Flange	Flange	Flange
Face-to-Face		ASME B16.10	ASME B16.10	ASME B16.10
Allowable Seat Leakage Volume		No leakage	Non-leakage (tight shut)	No leakage
Material	Body	Stainless steel Carbon steel Cast iron Ductile cast iron (*Special materials can be used, including Hastelloy, Nickel, and Titanium.	Stainless Steel Cast Iron, Cast Steel Ductile Cast Iron (*Special materials can be manufactured such as Hastelloy, Nickel and Titanium.	Stainless steel Carbon steel Cast iron Ductile cast iron (*Special materials can be used, including Hastelloy, Nickel, and Titanium.
	Trim	Stainless steel (*Special materials can be used, including Hastelloy, Nickel, and Titanium.	Stainless Steel (*Special materials can be manufactured such as Hastelloy, Nickel and Titanium.	Stainless steel (*Special materials can be used, including Hastelloy, Nickel, and Titanium.
	Seat	PTFE Maxtite PTFE Carbon-fiber reinforced PTFE PEEK (Poly Ether Ether Ketone) BR (with back seat)	PTFE Maxtite PTFE PTFE with Carbon Fiber PEEK (Polyetheretherketone) BR with Back Sheet	PTFE Maxtite PTFE Carbon-fiber reinforced PTFE PEEK (Poly Ether Ether Ketone) BR (with back seat)

(* Please contact us with regard to the manufacturable range of special materials.

		25	26	27
Contents		Diaphragm valve	Hi-T seat ball valve	Hydraulic Operation ball valve
Appearance				
Model		HD1(PPE)、HD1(PPE)-ZS/Z O/ZD	HF5(HT)	HF5(SH)-HC、TF5(SH)-HC
Feature		HISAKA Diaphragm valve is suitable for high corrosive application. The valve parts are designed by HISAKA which are including cast steel body, bonnet handle, stainless compressor, actuator and so on.	This is a soft seat ball valve that can be used up to a maximum operating temperature of 300°C (1.0 MPa) by mixing high ratio carbon-based fillers in the PTFE. It has the same features as conventional PTFE seat, such as low torque, zero leakage, easy maintenance, and 2WAY specifications, and is superior in cost performance compared to metal seat ball valves.	Hydraulic operated actuator designed originally by Hisaka. It has high torque and durability so that it is suitable for installing limited space. This actuator is available for any type of valves.
Specification/ Pressure Class/ Size inch(mm)	Port	—	Full bore	Full bore
	JIS10K ASME CLASS150	1/2"(15A)-4"(100A)	1/2"(15A)-8"(200A)	6"(150A)-20"(500A)
	JIS20K ASME CLASS300	—	1/2"(15A)-8"(200A)	6"(150A)-20"(500A)
	ASME CLASS600	—	—	—
Temperature Range		-20°C~100°C	-30°C~300°C	-30°C to 80°C (MAX160°C available)
Connection		Flange	Flange	Flange
Face-to-Face		ISO	ASME B16.10	ASME B16.10
Allowable Seat Leakage Volume		No leakage	No leakage	No leakage
Material	Body	Carbon steel(SCPH2) + PFA Lined	Stainless steel Carbon steel	Stainless steel Carbon steel
	Trim	Compressor: Stainless steel	Stainless steel	Stainless steel
	Seat	Diaphragm: PTFE Cushion rubber: EPDM	Hi-T seat	PTFE Carbon-fiber reinforced PTFE

Temperature and Pressure Rating for General Ball Valve



Description

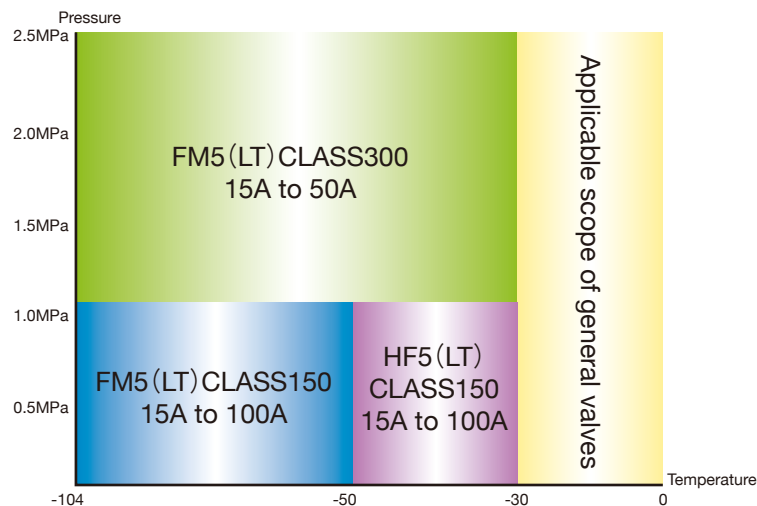
- (W) — PTFE
- (M) — Maxtite PTFE
Carbon fiber filled reinforced PTFE (R4)
- JIS 10K/20K body rating
- - - ASME Class 150/300 body rating

● MAX. FLUID TEMP. FOR GLAND PACKING & GASKET

- PTFEmax 200°C
- MAXTITE PTFE, R4max 250°C

*Applicable temperature range for gland packing & gasket is the above.
In addition, shall be followed in the range of ball seat and body rating.

Temperature and Pressure Rating for Low Temperature Ball Valve



HISAKA Valve Division Website

This site provides you with all kinds of information on our valve products including information on our new products, downloading of operating procedures and technical information, and acceptance of your inquiries on our products and your requests for quotation.

The screenshot shows the top navigation bar of the HISAKA Valve Division website. The logo 'HISAKA Valve Division' is on the left, followed by links for 'Qualification', 'Locations', and 'CONTACT US'. A search bar is on the right. Below the navigation bar are five menu items: 'BUSINESS', 'PRODUCT SEARCH', 'TECHNOLOGY', 'DOCUMENT DOWNLOAD', and 'TROUBLESHOOTING'. The main content area features a light blue background with the text: '汎用品から特殊品までバルブに関する' (General products to special products, regarding valves), 'Solution Offer Speedy' (in blue), and '解決 提案 迅速' (Solution, Proposal, Swift) (in black). Below this is the text 'は、HISAKAにお任せ下さい' (Please entrust to HISAKA). At the bottom, there are five circular images showing different types of valves: a blue actuator valve, a blue handwheel valve, a blue ball valve, two small metal valves, and a large metal flange valve.

Hisaka Works Valve

Search



— FOR PROPER USE OF HISAKA BALL VALVES —

1. Completely clean the inside of the piping before installing valves. Contaminations, welding slag, or rust in pipes can cause leakage or malfunction if digging into the seal surfaces.
2. Do not apply excessive force (such as clamping of flanges with a large gap between them and uneven tightening of bolts) or vibration to valves.
3. Some bolts and/or nuts may be loosened by vibration during transportation. Check all the bolts and nuts before use. Retorque any loosened ones.
4. Valves with soft seats must be used in a fully opened or closed position. If such valves are used in a half-opened position, their soft seats may be deformed, which can cause leakage or malfunction. If the valves are to be used in a half-opened position, please contact HISAKA in advance.
5. If gland leakage has occurred, retorque the gland packing. In this case, over-torquing will increase operational torque, which can cause malfunction. Retorque the packing until leakage stops while checking the torque.
6. Do not disassemble actuators under pressure. In addition, exercise care when handling single-acting actuators. These actuators contain a spring which can jump out, causing danger.
7. If the liquid temperature changes, the liquid left between the ball and valve box (in the pocket part) can cause an abnormal pressure rise due to thermal expansion, resulting in malfunction or the deformation of the seat leading to leakage. If the liquid temperature changes, consult HISAKA in advance.
8. The floating type ball valves can suffer from seat leakage under low pressure if the valves are used in a condition subject to large pressure changes. Consult HISAKA in advance.
9. If valves are to be used for powder transfer, consult HISAKA in advance. Consideration is required on the consolidation of powder, the flaws on sliding surfaces, and the wear of valve boxes and flow passages.
10. If valves are used for oxygen, hydrogen peroxide, or solvents, special treatments and selections are required. For more information, consult HISAKA.

For more information including technical materials, visit our website:

<https://www.hisaka.co.jp/english/valve/techDoc/>

HISAKA WORKS, LTD.

Valve Division

Sales Department

Osaka Sales Section (Osaka) Seiwa Umeda Bldg. 20th Floor, 2-12-7 Sonezaki, Kita-ku, Osaka City, Osaka 530-0057 Japan
TEL: +81-6-6363-0050

(Nagoya) Fujifilm Nagoya Bldg. 12th Floor, 1-12-17 Sakae, Naka-ku, Nagoya City, Aichi 460-0008 Japan
TEL: +81-52-217-2493

(Kitakyushu) Meiji Yasuda Seimei Kokura Bldg. 12th Floor, 9-1 Konya-cho, Kokurakita-ku, Kitakyushu City Fukuoka, 802-0081 Japan
TEL: +81-93-531-1151

Tokyo Sales Section(Tokyo) Kyobashi OM Bldg. 2nd Floor, 1-19-8 Kyobashi, Chuo-ku, Tokyo 104-0031 Japan
TEL: +81-3-5250-0770

(Saitama) 4-13-2, Kishikicho, Omiya-ku, Saitama City, Saitama 330-0843 Japan
TEL: +81-48-650-8870

(Chiba) 1-23-6, Goichuonishi, Ichihara City, Chiba 290-0081 Japan
TEL: +81-436-20-1660

Overseas Sales Section 2-1-48 Higashi-konoike-cho, Higashi-Osaka City, Osaka 578-0973 Japan
TEL: +81-72-966-9651

HISAKA WORKS (CHINA) CO., LTD. SHANGHAI BRANCH Room 1603 Shanghai Orientalcenter, 699 West Nanjin Road, Shanghai 200041, P.R. China
TEL: +86-21-5211-0701

HISAKA WORKS (THAILAND) CO., LTD. 12th Floor, 825 Phairojkijja Tower, Debaratana Road, Bangna-Nua, Bangna, Bangkok 10260, Thailand
TEL: +66-2-744-3287

PT. HISAKA WORKS INDONESIA Ruko Puri Botanical, Jl. Raya Joglo, Blok I 10/29, Kebon Jeruk, Jakarta Barat, Jakarta 11640, Indonesia
TEL: +62-21-5890 0090

Manufacturing Base

Konoike Plant 2-1-48 Higashi-konoike-cho, Higashi-Osaka City, Osaka 578-0973 Japan
TEL: +81-72-966-9651

HISAKA WORKS (CHINA) CO., LTD. No. 1 Xiangyuan Road, Changshu Southeast Economic Development Zone, Changshu City, Jiangsu Province 215542, P.R. China
TEL: +86-512-5213-3000

Service Center

New Kanto Service Center 815-1 Imazuasayama, Ichihara City, Chiba 299-0106 Japan
TEL: +81-436-98-5231

Certifications Acquired

- Japan High pressure Gas Safety Act authorization
- ISO9001 Certified
- ISO14001 Certified
- ISO45001 Certified (Konoike plant)
- API 6D Certified

For more information, visit our website.

<https://www.hisaka.co.jp/english/valve/>

✉ valve_info@hisaka.co.jp



No part of this brochure may be used, cited, or altered for any purpose or reproduced in any form without the prior written permission of the copyright holder. All product details, including appearance and specifications, presented in this brochure are subject to change for improvement without prior notice.

Agent